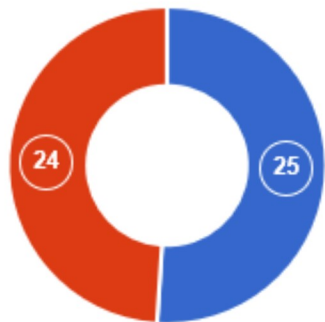


Chestionar de evaluare a mediului de învățare de către doctoranzi 2025-2026 (SD-IMI)

► Selectează programul de studiu:

🗨️ Total Responses: 49



Inginerie mecanică (51.02% / 25 votes)

51.02%

Inginerie industrială (48.98% / 24 votes)

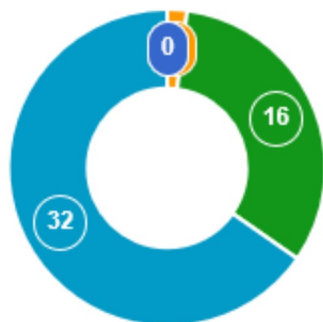
48.98%

► Organizarea procesului didactic, calitatea predării și relația profesor–student

🗨️ Total Responses: 0

► 1. Obiectivele cursurilor sunt clar comunicate la începutul semestrului.

🗨 Total Responses: 49



1 – Total dezacord (0% / 0 votes)

0%

2 – Dezacord (0% / 0 votes)

0%

3 – Nici acord, nici dezacord (2.04% / 1 vote)

2.04%

4 – Acord (32.65% / 16 votes)

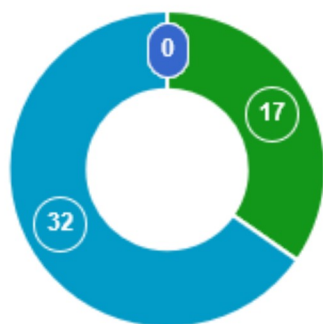
32.65%

5 – Total acord (65.31% / 32 votes)

65.31%

► 2. Conținuturile sunt structurate logic și coerent.

💬 Total Responses: 49



1 – Total dezacord (0% / 0 votes)

0%

2 – Dezacord (0% / 0 votes)

0%

3 – Nici acord, nici dezacord (0% / 0 votes)

0%

4 – Acord (34.69% / 17 votes)

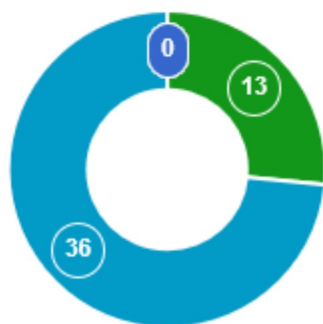
34.69%

5 – Total acord (65.31% / 32 votes)

65.31%

► 3. Cerințele de evaluare sunt explicate clar și din timp.

🗨 Total Responses: 49



1 – Total dezacord (0% / 0 votes)

0%

2 – Dezacord (0% / 0 votes)

0%

3 – Nici acord, nici dezacord (0% / 0 votes)

0%

4 – Acord (26.53% / 13 votes)

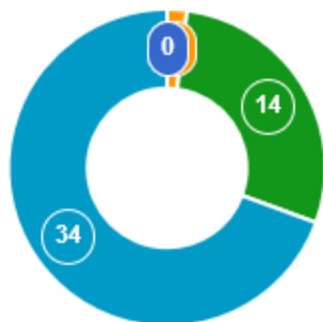
26.53%

5 – Total acord (73.47% / 36 votes)

73.47%

► 4. Există concordanță între temele predate și modalitatea de evaluare.

🗨 Total Responses: 49



1 – Total dezacord (0% / 0 votes)

0%

2 – Dezacord (0% / 0 votes)

0%

3 – Nici acord, nici dezacord (2.04% / 1 vote)

2.04%

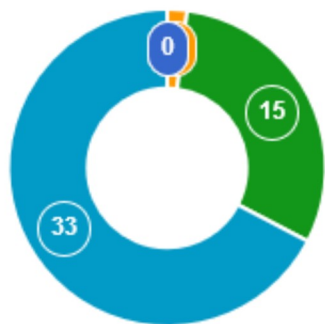
4 – Acord (28.57% / 14 votes)

28.57%

5 – Total acord (69.39% / 34 votes)

69.39%

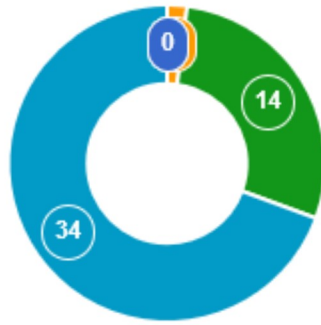
► 5. Volumul de muncă solicitat este adecvat numărului de credite 🗨️ Total Responses: 49
alocat disciplinei.



1 – Total dezacord (0% / 0 votes)	0%
2 – Dezacord (0% / 0 votes)	0%
3 – Nici acord, nici dezacord (2.04% / 1 vote)	2.04%
4 – Acord (30.61% / 15 votes)	30.61%
5 – Total acord (67.35% / 33 votes)	67.35%

► 6. Orarul și planificarea activităților sunt bine organizate.

🗨 Total Responses: 49



1 – Total dezacord (0% / 0 votes)

0%

2 – Dezacord (0% / 0 votes)

0%

3 – Nici acord, nici dezacord (2.04% / 1 vote)

2.04%

4 – Acord (28.57% / 14 votes)

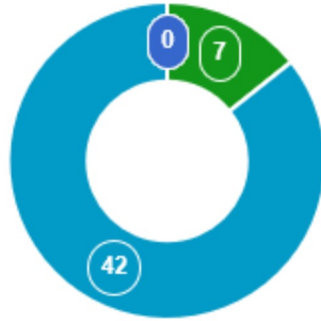
28.57%

5 – Total acord (69.39% / 34 votes)

69.39%

► 7. Profesorii demonstrează competență profesională în domeniul predat.

🗨 Total Responses: 49



1 – Total dezacord (0% / 0 votes)

0%

2 – Dezacord (0% / 0 votes)

0%

3 – Nici acord, nici dezacord (0% / 0 votes)

0%

4 – Acord (14.29% / 7 votes)

14.29%

5 – Total acord (85.71% / 42 votes)

85.71%

► 8. Metodele de predare utilizate facilitează înțelegerea conținuturilor.

🗨 Total Responses: 49



1 – Total dezacord (0% / 0 votes)

0%

2 – Dezacord (0% / 0 votes)

0%

3 – Nici acord, nici dezacord (2.04% / 1 vote)

2.04%

4 – Acord (36.73% / 18 votes)

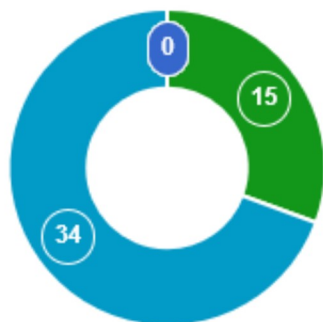
36.73%

5 – Total acord (61.22% / 30 votes)

61.22%

► 9. Profesorii stimulează gândirea critică și implicarea activă a studenților.

🗨 Total Responses: 49



1 – Total dezacord (0% / 0 votes)

0%

2 – Dezacord (0% / 0 votes)

0%

3 – Nici acord, nici dezacord (0% / 0 votes)


0%

4 – Acord (30.61% / 15 votes)

30.61%

5 – Total acord (69.39% / 34 votes)

69.39%

► 10. Feedback-ul oferit în urma evaluărilor este clar și util pentru îmbunătățirea performanței.  Total Responses: 49



1 – Total dezacord (0% / 0 votes)

0%

2 – Dezacord (0% / 0 votes)

0%

3 – Nici acord, nici dezacord (0% / 0 votes)

0%

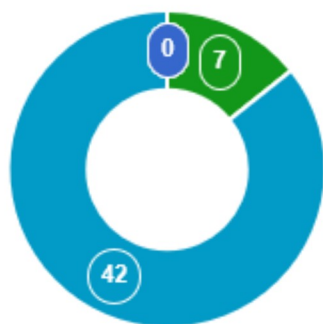
4 – Acord (28.57% / 14 votes)

28.57%

5 – Total acord (71.43% / 35 votes)

71.43%

► 11. Profesorii manifestă respect și corectitudine față de studenți. 🗨️ Total Responses: 49



1 – Total dezacord (0% / 0 votes)

0%

2 – Dezacord (0% / 0 votes)

0%

3 – Nici acord, nici dezacord (0% / 0 votes)

0%

4 – Acord (14.29% / 7 votes)

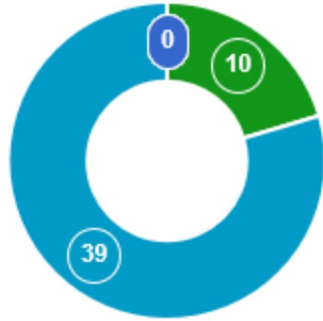
14.29%

5 – Total acord (85.71% / 42 votes)

85.71%

► 12. Comunicarea dintre profesori și studenți este deschisă și eficientă.

💬 Total Responses: 49



1 – Total dezacord (0% / 0 votes)

0%

2 – Dezacord (0% / 0 votes)

0%

3 – Nici acord, nici dezacord (0% / 0 votes)

0%

4 – Acord (20.41% / 10 votes)

20.41%

5 – Total acord (79.59% / 39 votes)

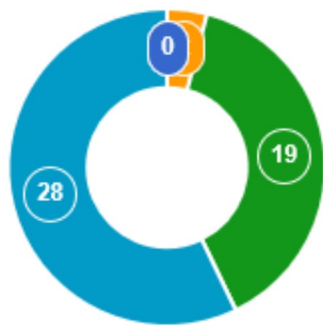
79.59%

► Resurse educaționale și infrastructură

💬 Total Responses: 0

► 13. Săile de curs sunt adecvate.

🗨 Total Responses: 49



1 – Total dezacord (0% / 0 votes)

0%

2 – Dezacord (0% / 0 votes)

0%

3 – Nici acord, nici dezacord (4.08% / 2 votes)

4.08%

4 – Acord (38.78% / 19 votes)

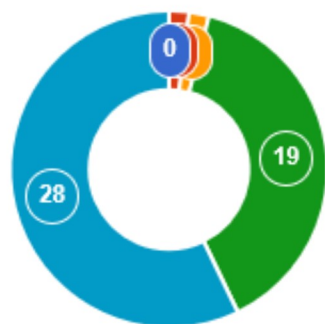
38.78%

5 – Total acord (57.14% / 28 votes)

57.14%

► 14. Echipamentele didactice funcționează corespunzător.

🗨 Total Responses: 49



1 – Total dezacord (0% / 0 votes)

0%

2 – Dezacord (2.04% / 1 vote)

2.04%

3 – Nici acord, nici dezacord (2.04% / 1 vote)

2.04%

4 – Acord (38.78% / 19 votes)

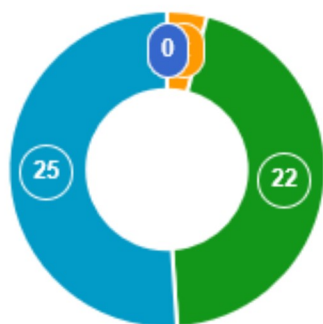
38.78%

5 – Total acord (57.14% / 28 votes)

57.14%

► 15. Accesul la internet este satisfăcător.

🗨 Total Responses: 49



1 – Total dezacord (0% / 0 votes)

0%

2 – Dezacord (0% / 0 votes)

0%

3 – Nici acord, nici dezacord (4.08% / 2 votes)

4.08%

4 – Acord (44.9% / 22 votes)

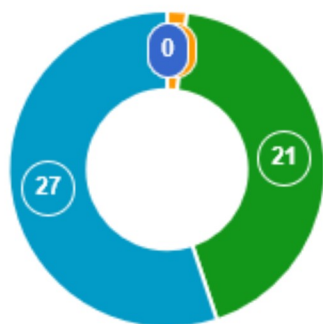
44.9%

5 – Total acord (51.02% / 25 votes)

51.02%

► 16. Biblioteca oferă resurse suficiente.

🗨 Total Responses: 49



1 – Total dezacord (0% / 0 votes)

0%

2 – Dezacord (0% / 0 votes)

0%

3 – Nici acord, nici dezacord (2.04% / 1 vote)

2.04%

4 – Acord (42.86% / 21 votes)

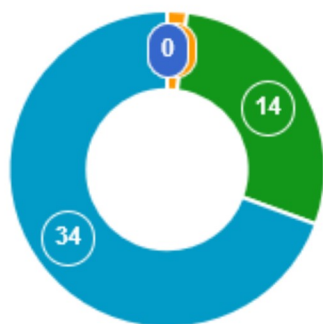
42.86%

5 – Total acord (55.1% / 27 votes)

55.1%

► 17. Platformele online sunt ușor de utilizat.

💬 Total Responses: 49



1 – Total dezacord (0% / 0 votes)

0%

2 – Dezacord (0% / 0 votes)

0%

3 – Nici acord, nici dezacord (2.04% / 1 vote)

2.04%

4 – Acord (28.57% / 14 votes)

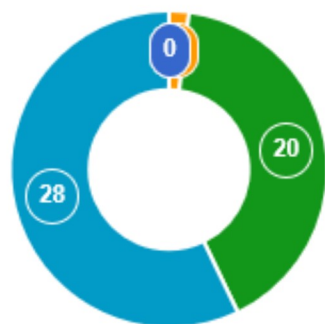
28.57%

5 – Total acord (69.39% / 34 votes)

69.39%

► 18. Condițiile generale de igienă sunt corespunzătoare.

💬 Total Responses: 49



1 – Total dezacord (0% / 0 votes)

0%

2 – Dezacord (0% / 0 votes)

0%

3 – Nici acord, nici dezacord (2.04% / 1 vote)

2.04%

4 – Acord (40.82% / 20 votes)

40.82%

5 – Total acord (57.14% / 28 votes)

57.14%

► Secretariat și servicii administrative

💬 Total Responses: 0

► 19. Personalul secretariatului este amabil și respectuos.

🗨 Total Responses: 49



1 – Total dezacord (2.04% / 1 vote)

2.04%

2 – Dezacord (0% / 0 votes)

0%

3 – Nici acord, nici dezacord (4.08% / 2 votes)

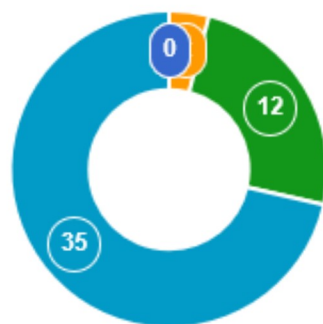
4.08%

4 – Acord (32.65% / 16 votes)

32.65%

5 – Total acord (61.22% / 30 votes)

61.22%



1 – Total dezacord (0% / 0 votes)

0%

2 – Dezacord (0% / 0 votes)

0%

3 – Nici acord, nici dezacord (4.08% / 2 votes)

4.08%

4 – Acord (24.49% / 12 votes)

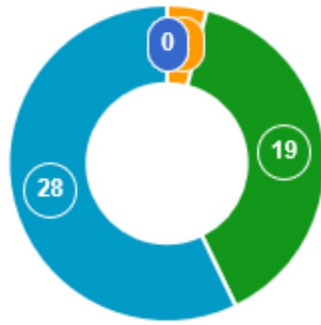
24.49%

5 – Total acord (71.43% / 35 votes)

71.43%

► 21. Problemele administrative sunt soluționate prompt.

🗨 Total Responses: 49



1 – Total dezacord (0% / 0 votes)

0%

2 – Dezacord (0% / 0 votes)

0%

3 – Nici acord, nici dezacord (4.08% / 2 votes)

4.08%

4 – Acord (38.78% / 19 votes)

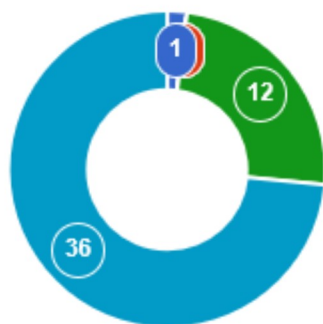
38.78%

5 – Total acord (57.14% / 28 votes)

57.14%

► 22. Comunicarea online cu secretariatul este eficientă.

💬 Total Responses: 49



1 – Total dezacord (2.04% / 1 vote)

2.04%

2 – Dezacord (0% / 0 votes)

0%

3 – Nici acord, nici dezacord (0% / 0 votes)

0%

4 – Acord (24.49% / 12 votes)

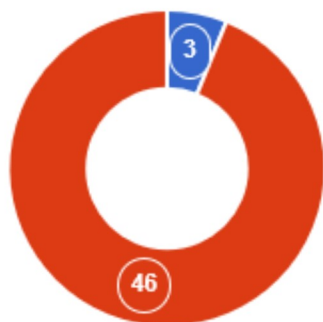
24.49%

5 – Total acord (73.47% / 36 votes)

73.47%

► Locuiți în căminele studentești?

💬 Total Responses: 49



Da (6.12% / 3 votes)

6.12%

Nu (93.88% / 46 votes)

93.88%

► Cămine studentești

💬 Total Responses: 0

► 23. Condițiile de cazare sunt satisfăcătoare.

💬 Total Responses: 3



1 – Total dezacord (0% / 0 votes)

0%

2 – Dezacord (0% / 0 votes)

0%

3 – Nici acord, nici dezacord (33.33% / 1 vote)

33.33%

4 – Acord (33.33% / 1 vote)

33.33%

5 – Total acord (33.33% / 1 vote)

33.33%

► 24. Curățenia și igiena sunt corespunzătoare.

🗨 Total Responses: 3



1 – Total dezacord (0% / 0 votes)

0%

2 – Dezacord (0% / 0 votes)

0%

3 – Nici acord, nici dezacord (33.33% / 1 vote)

33.33%

4 – Acord (33.33% / 1 vote)

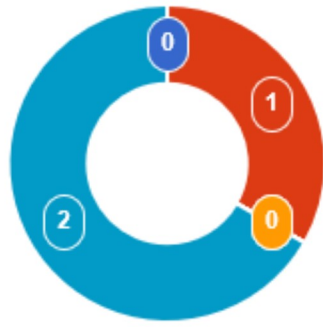
33.33%

5 – Total acord (33.33% / 1 vote)

33.33%

► 25. Problemele tehnice sunt rezolvate prompt.

💬 Total Responses: 3



1 – Total dezacord (0% / 0 votes)

0%

2 – Dezacord (33.33% / 1 vote)

33.33%

3 – Nici acord, nici dezacord (0% / 0 votes)

0%

4 – Acord (0% / 0 votes)

0%

5 – Total acord (66.67% / 2 votes)

66.67%

► Cantina universitară

💬 Total Responses: 0

► 26. Calitatea mâncării este satisfăcătoare.

🗨 Total Responses: 49



1 – Total dezacord (0% / 0 votes)

0%

2 – Dezacord (0% / 0 votes)

0%

3 – Nici acord, nici dezacord (16.33% / 8 votes)

16.33%

4 – Acord (34.69% / 17 votes)

34.69%

5 – Total acord (48.98% / 24 votes)

48.98%

► 27. Prețurile sunt accesibile.

🗨 Total Responses: 49



1 – Total dezacord (2.04% / 1 vote)

2.04%

2 – Dezacord (2.04% / 1 vote)

2.04%

3 – Nici acord, nici dezacord (16.33% / 8 votes)

16.33%

4 – Acord (24.49% / 12 votes)

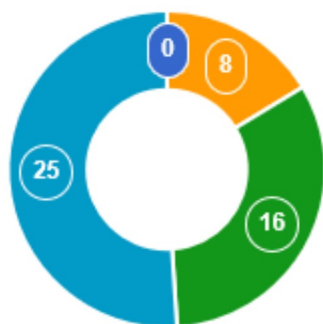
24.49%

5 – Total acord (55.1% / 27 votes)

55.1%

► 28. Diversitatea meniului este adecvată.

🗨 Total Responses: 49



1 – Total dezacord (0% / 0 votes)

0%

2 – Dezacord (0% / 0 votes)

0%

3 – Nici acord, nici dezacord (16.33% / 8 votes)

16.33%

4 – Acord (32.65% / 16 votes)

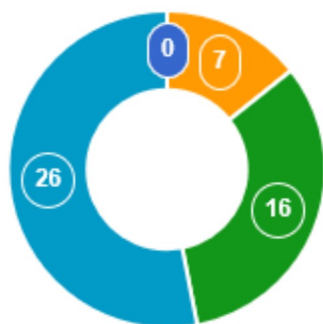
32.65%

5 – Total acord (51.02% / 25 votes)

51.02%

► 29. Condițiile de igienă sunt corespunzătoare.

💬 Total Responses: 49



1 – Total dezacord (0% / 0 votes)

0%

2 – Dezacord (0% / 0 votes)

0%

3 – Nici acord, nici dezacord (14.29% / 7 votes)

14.29%

4 – Acord (32.65% / 16 votes)

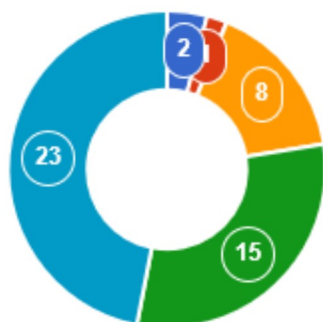
32.65%

5 – Total acord (53.06% / 26 votes)

53.06%

► 30. Programul cantinei este convenabil.

💬 Total Responses: 49



1 – Total dezacord (4.08% / 2 votes)

4.08%

2 – Dezacord (2.04% / 1 vote)

2.04%

3 – Nici acord, nici dezacord (16.33% / 8 votes)

16.33%

4 – Acord (30.61% / 15 votes)

30.61%

5 – Total acord (46.94% / 23 votes)

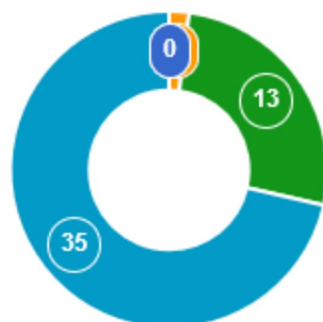
46.94%

► Satisfacție generală

💬 Total Responses: 0

► 31. Mă simt motivat(ă) să îmi continui studiile în această universitate.

🗨 Total Responses: 49



1 – Total dezacord (0% / 0 votes)

0%

2 – Dezacord (0% / 0 votes)

0%

3 – Nici acord, nici dezacord (2.04% / 1 vote)

2.04%

4 – Acord (26.53% / 13 votes)

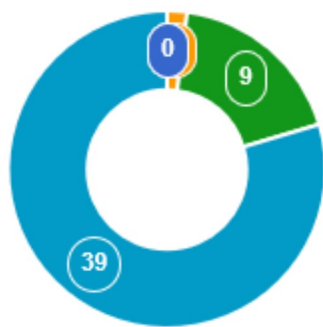
26.53%

5 – Total acord (71.43% / 35 votes)

71.43%

► 32. În ansamblu, sunt mulțumit(ă) de mediul universitar.

🗨 Total Responses: 49



1 – Total dezacord (0% / 0 votes)

0%

2 – Dezacord (0% / 0 votes)

0%

3 – Nici acord, nici dezacord (2.04% / 1 vote)

2.04%

4 – Acord (18.37% / 9 votes)

18.37%

5 – Total acord (79.59% / 39 votes)

79.59%